


440VAC AC/AC VFD* SYSTEM
550VAC AC/AC VFD* SYSTEM
FOR SHUTTLE CARS

*VARIABLE FREQUENCY DRIVE




See videos of our products in operation at www.samincoinc.com

VF1-75R TRAM AND CONVEYOR DRIVE

Part #: A800374

- Regenerative Drive
- PWM Flux Vector inverter using the latest NPT (non-punch through) IGBT technology
- Flux Vector torque control provides differential traction control for superb cornering
- Rugged, short circuit proof power circuit provides excellent long term reliability
- Multiple control options: standard analog foot switch, radio remote control, operator station

Specifications	Tram / Conveyor Drive A800374	
	Rectified Input (DC)	Output (VFD)
Rated Power @ Rated Volts	72kW @ 650V	75kVA @ 440V
Frequency range	DC	0 - 125Hz
Voltage Range	500V - 750V	0 - 525V
Amps @ Rated Power	110A	100A(250A peak)




PRECHARGE / PUMP START INVERTER

Part #: A800376

Dual Function:


- Soft charge for 550VDC power Bus / DC Bus by-pass contactor
- Pump motor soft start inverter 25kW @ 460VAC programmable pump motor current limit setting



RECTIFIER BRAKE MODULE

Part #: A800497A / A800497

- SCR rectifier with soft charge
- Absorbs high voltage surges on DC voltage supplies due to regenerative braking of AC drive
- Compact, single enclosure houses all components, including internal isolated power supply



Specifications	Pump Drive		Rectifier Brake Module			
	Rectified Input (DC)	Output (VFD)	A800497A (440V System)		A800497 (550V System)	
			Input (AC)	Output (VFD)	Input (AC)	Output (VFD)
Rated Power @Rated Volts	98kW @ 650V	39kVA @ 460V	160kVA @ 575V	115kW @ 750V	190kVA @ 660V	139kW @ 900V
Frequency range	DC	0-125Hz	47 to 63Hz	DC	47 to 63Hz	DC
Voltage Range	500 - 750V	0 - 525V	440 to 480V	600 to 770V	500 to 660V	700 to 1060V
Amps @ Rated Power	150A	50A (125A peak)	168A	154A	168A	154A

MOTORS


- Robust all steel “mine-duty” round barrel construction
- Low-loss copper-barred rotors are a copper alloy fabricated design for high efficiency, less slip and lower rotor losses (compared to equivalent aluminum die-cast rotors)
- Saminco encoder has 120° thermal rating
- Motor has flexibility to adapt to individual load requirements
- Motors available in XP or non-XP
- Custom manufactured for Saminco

	XV55 Torque Tram Motor	XV25 Conveyor Motor
Saminco Part #	M6005-010	M6005-020
Power	-	26kW
Peak Torque	1000Nm	-
Voltage	440VAC	460VAC
Frequency (Hz)	50	60
Phase	3	3
Poles	4	4
Current (AMPS)	93A	50A
RPM	1478 (CPI)	1720
Duty	1 hour	1 hour
Enclosure	TEXP	TEXP
Insulation	H	H
Mounting	Flange	Flange
Max Temp	120°C	120°C
Weight	635kg (1400 lbs.)	377kg (831 lbs.)
MSHA ASSY #	15190C	13920 F
MSHA Approval #	07-JA050005-0	07-JA060014-0




Pictured: Copper bar rotors

XV55 - 1000Nm XP TORQUE TRAM MOTOR

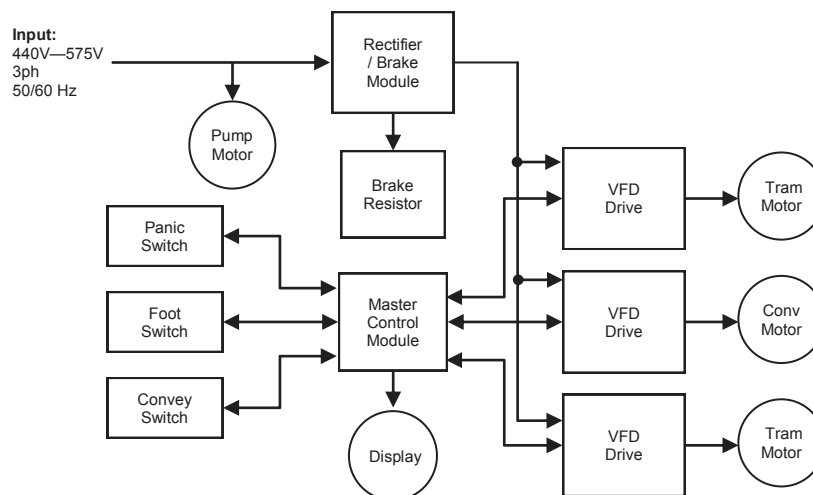


XV25 - 26kW 440VAC XP CONVEYOR MOTOR



See your Saminco representative for additional tram motor sizes and for pump motors.



SAMPLE BLOCK DIAGRAM OF 440V / 550V AC/AC VFD SYSTEM



OPTIONS* FOR THE AC/AC VFD SHUTTLE CAR SYSTEM

Part Name	Description	SAMINCO Part Number
440V AC/AC System	440V - 550V AC/AC VFD Shuttle Car System	A800661
550V AC/AC System	550V - 600V AC/AC VFD Shuttle Car System	A800662
Parts available for both systems		
VF1-75 Motor Controller	75kW 480VAC traction and conveyor drive	A800374
Rectifier / Brake Module	480VAC rectifier/ brake module	A800497A
Rectifier / Brake Module	660VAC rectifier/ brake module	A800497
Pre-Charge / Pump Start Inverter	VFD precharge / pump	A800376
VFD Master Control Module	Master Control Module	A800368
VFD Installation Kit	Includes baseplate, bus bar and clamps	A800383
Diagnostic Display	With programming port- aluminum enclosure	A800348
Diagnostic Display	With programming port- stainless steel enclosure	A800406
Handheld Programmer	Allows setting and viewing of system parameters and logs	A800220-1
Foot Switch	FS-400 foot switch assembly	A800498
Conveyor Switch	Controls forward/ reverse operation, precise speed control of conveyor chain	A800305
DC Choke	.5mh, 150AMP, NOMEX insulation, U Barrier Guards	I9001-050
Resistor	10 OHMS 1500W brake resistor assembly (3 required)	A800675
Cable Kit	1 qty - 4CON, 1 qty -2CON, 3 qty -25CON Sub-C	W6100033
Motors		
Tram Motor	XV55 - 1000Nm XP torque tram motor	M6005-010
Conveyor Motor	XV25 - 26kW 440VAC XP conveyor motor	M6005-020
Motor Encoder Assembly	Contains encoder and wheel	M6006-020
Encoder Backplate	Universal backplate	M6006-022
Encoder	Encoder sensor	M6006-023

*See your Sales Representative for all available options and configurations.



Visit our website at www.samincoinc.com or email us at sales@samincoinc.com



FLORIDA
Headquarters

10030 Amberwood Rd.
Fort Myers, FL 33913
PH: 239-561-1561
FAX: 239-561-1502

WEST VIRGINIA
Service Branch

517 Virginia Ave.
Huntington, WV 25701
PH: 304-523-4700
FAX: 304-523-4039

COLORADO
Service Branch

Cedaredge, CO
PH: 940-623-0000

SOUTH CAROLINA
Service Branch

Anderson, SC
PH: 304-654-9054

INTERNATIONAL LOCATIONS:

Boksburg, South Africa PH: +11 397 6026
Australia PH: +86 15140090694
China PH: +61 2 9899 6857
Poland