


JS-400


Continuous Miner

AC/DC Traction Drive System

A800715
JS-400 SCR Drive




- Compact, Solid state reversing included in module with same footprint as other popular SCR packages
- Input Voltage 240VAC to 660VAC 50/60 Hz
- Can be used with DC series wound motors rated from 240VDC to 550VDC (up to 100HP rating)
- Up to 400A output for 30 seconds
- Regenerative braking capability
- Voltage control of traction motors



JS-400 Continuous Miner Panel Installation

Saminco Part Number: A800724—JS-400 Continuous Miner Interface Box

- Accepts 120VAC Logic Signals
- Control Logic to JS-400 Isolated from Input 120VAC Control Signals
- Bright LED Status Indicators for Input and Output Signals
 - Direction
 - Speed
 - Cutter Head on
 - Power On
- Trim pot adjustments for Current, Speed and Balance





Saminco Part Number: A800110 (Display) A800112 (Master Control Module)

- Real Time Diagnostic Display for Saminco JS-400 AC/DC Traction Drives
- Supplied in X/P Housing, can be mounted anywhere on Vehicle
- Bright LED Meter Readout of Motor Current, Motor Voltage and Reference Voltage
- LED Indicators for Ready, Neutral, Forward, and Reverse
- Display Automatically Detects and Cycles Through all Drives in the System
- Automatic Detection of Current or Voltage Control Mode of the JS-400 being Monitored

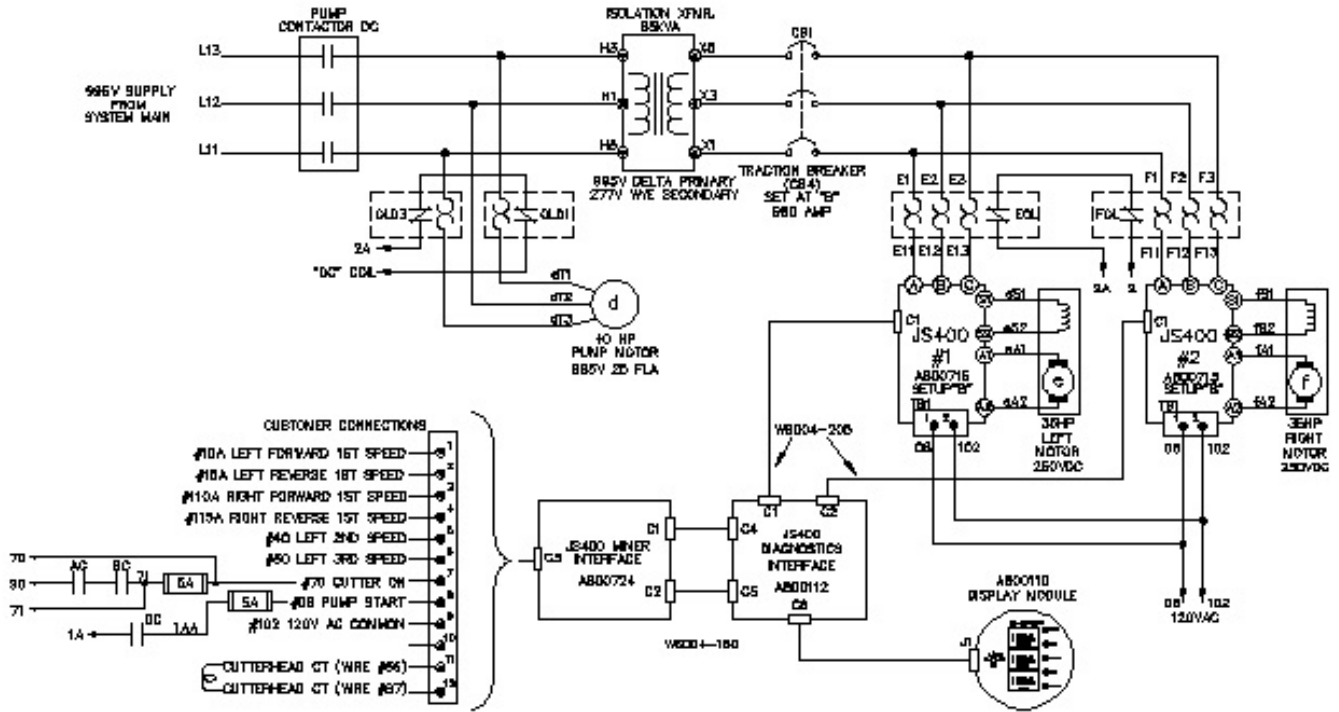
SPECIFICATIONS:

- Input Supply:** Self powered from JS-400 Drives
- Display:** LED Status and Drive Indicators
3 Digit LED Voltage, Current and Reference Meters for both drives
- Mechanical:** X/P Headlight Housing single gland 1/2" Packing
Commonwealth of Pennsylvania No. BFE-703-78 approval



JS-400 Continuous Miner System


JS-400 Continuous Miner System Typical Wiring Diagram



A800724 CM Control Interface

Interface for Saminco JS-400 SCR Panel.

- Compatible with radio control systems
- Direction and Speed input signals
- Cutter Head Feedback input
- On-board LED Diagnostic displays



A800110 JS-400 Diagnostic Display

Real Time LED Display for Saminco JS-400 SCR Panel

- Drive "READY" and Direction LED's
- Motor Current
- Motor Voltage

